



FEATURES:

- ✓ Architectural sound absorbing 100% Merino Wool Felt.
- ✓ Light source: BIOS SkyBlue LED COB.
- ✓ Circadian lighting technology with highest melanopic ratio improves daytime alertness, mood, productivity and brain function.
- ✓ Made from carbonized wool and treated with paraffin solution for water repellency and coloured in vegetable-based dyes.
- ✓ Meets the human-ecological requirements Oeko-Tex® Standard 100 and passes CAN/ULC-S102 for architectural use in commercial spaces.
- ✓ Round high efficiency integral reflector combined with opal lens insert.
- ✓ Internal louver is available in a wide range of finishes.
- ✓ Aluminum body of the luminaire comes with built-in-driver.
- ✓ LED COB is rated for 50,000hrs. L80 with +80 CRI.
- ✓ Custom modifications are available.
- ✓ ED luminaires are certified to CSA and UL Standards.

reinventlight

SPECIFICATION:

Subsonic TUBE+

TYPE - SIZE - SOURCE - VOLTAGE - DRIVER - MOUNTING - LOUVER - TUBE FINISH - ACOUSTIC FINISH - CCT

Enter the Product Code into the boxes above.

TYPE

- FS-Flower

SIZE

- 16 Inch
- 24 Inch

SOURCE

- 15W LED
- 20W LED
- 25W LED

VOLTAGE

- 120V
- 277V
- 347V*

*Not available for all configurations.
*Functionality and controls may be limited.

DRIVER

- ST - Standard
- DL - 0-10V Dimming (1%)
- DA - DALI
- DT - TRIAC

MOUNTING

- S4-Suspension 4Feet
- S6-Suspension 6Feet
- S Feet*

*Please specify required Length.

LOUVER

- WH - White
- BK - Black

ED TUBE+

- WH - White
- BK - Black

CCT

- 30KS/BIOS - 3000K Static*
- 35KS/BIOS - 3500K Static*
- 40KS/BIOS - 4000K Static*
- 30KD/BIOS - 3000K Dynamic**
- 35KD/BIOS - 3500K Dynamic**
- 40KD/BIOS - 4000K Dynamic**

*Static-Daytime Use.
**Dynamic-Daytime/Evening Use (dims down to 2700K).

OPTION

- No Options*
- CB - Casambi BT
- DS - Daylight Sensor
- DC - Dual Circuit**
- OS - Occupancy Sensor
- DOS - Daylight & Occupancy Sensor

*Leave Empty.
**Down /Up Control separately.
***Combination example (CB/DS).

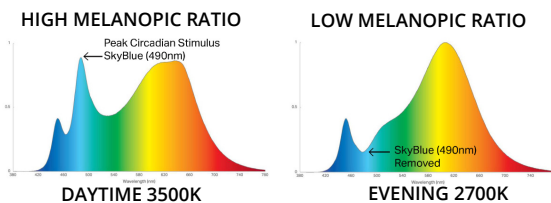
ACOUSTIC FINISH*

<input type="checkbox"/> 111	<input type="checkbox"/> 121	<input type="checkbox"/> 131	<input type="checkbox"/> 132	<input type="checkbox"/> 133	<input type="checkbox"/> 134	<input type="checkbox"/> 141	<input type="checkbox"/> 142	<input type="checkbox"/> 143
<input type="checkbox"/> 144	<input type="checkbox"/> 145	<input type="checkbox"/> 151	<input type="checkbox"/> 152	<input type="checkbox"/> 153	<input type="checkbox"/> 154	<input type="checkbox"/> 155	<input type="checkbox"/> 161	<input type="checkbox"/> 162
<input type="checkbox"/> 163	<input type="checkbox"/> 164	<input type="checkbox"/> 171	<input type="checkbox"/> 172	<input type="checkbox"/> 173	<input type="checkbox"/> 181	<input type="checkbox"/> 182	<input type="checkbox"/> 183	

* Please specify Flower Patel, for example (182).

LUMEN OUTPUT:

Watts	30K	35K	40K
15W	1400 lm	1430 lm	1460 lm
20W	1910 lm	1950 lm	1990 lm
25W	2350 lm	2400 lm	2450 lm

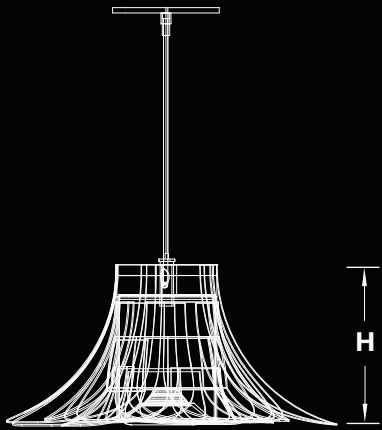



Project:

Type:

SIZE:

Diameter	H - Height
16.00 Inch	10 Inch
24.00 Inch	12 Inch



FINISHES:



(121)



(133)



(151)



(161)



(164)



(142)



(111)



(172)