
FEATURES:

- ✓ Architectural sound absorbing Eco Felt Acoustic panel.
- ✓ Made from recyclable plastic material available in different thicknesses.
- ✓ Class1 Fire rated with 0.7 Noise Reduction Coefficient/1" Acoustic.
- ✓ Light source: LED Board (5.5"/11"/22"/24").
- ✓ Diffused illumination is provided by frosted opal lens.
- ✓ Extruded aluminum body comes with white, black or grey finish.
- ✓ Also available with custom colour options.
- ✓ LED Strips are rated for 60,000hrs. L80 with +85 CRI.
- ✓ Has a proven record in office, commercial and retail installations.
- ✓ Custom modifications are available.
- ✓ ED luminaires are certified to CSA and UL Standards.

reinventlight

SPECIFICATION:

Sonic VECTOR+ - - - - - - - - - - - -

Enter the Product Code into the boxes above.

- | | | | | | |
|-------------------------------------|--|--|---|--|---|
| TYPE | HEIGHT | SIZE | SOURCE | RADIANCE | VOLTAGE |
| <input type="checkbox"/> CS - Cloud | <input type="checkbox"/> 16 Inch
<input type="checkbox"/> 18 Inch
<input type="checkbox"/> 24 Inch | <input type="checkbox"/> 32 Inch
<input type="checkbox"/> 42 Inch
<input type="checkbox"/> 52 Inch | <input type="checkbox"/> 20WLED
<input type="checkbox"/> 30WLED
<input type="checkbox"/> 40WLED | <input type="checkbox"/> DD - Direct (100%Down)
<small>*Light Distribution.</small> | <input type="checkbox"/> 120V
<input type="checkbox"/> 277V
<input type="checkbox"/> 347V*
<small>*Not available for all configurations.</small> |

- | | | | | |
|---|--|------------------------------------|--|---|
| DRIVER | MOUNTING | LENS | ED VECTOR+ FINISH | CCT |
| <input type="checkbox"/> ST - Standard
<input type="checkbox"/> DL - 0-10V Dimming (1%)
<input type="checkbox"/> DA - DALI
<input type="checkbox"/> <input type="text"/> * | <input type="checkbox"/> S4-Suspension 4Feet
<input type="checkbox"/> S6-Suspension 6Feet
<input type="checkbox"/> S <input type="text"/> Feet*
<small>*Please specify required Length.</small> | <input type="checkbox"/> OP - Opal | <input type="checkbox"/> WH - White
<input type="checkbox"/> BK - Black
<input type="checkbox"/> GR - Grey | <input type="checkbox"/> 30K - 3000Kelvin
<input type="checkbox"/> 35K - 3500Kelvin
<input type="checkbox"/> 40K - 4000Kelvin
<input type="checkbox"/> TW - Tunable White**
(2700K-6500K)
<small>*Other options are available.
**Available with Dali controls.</small> |

ACOUSTIC FINISH

- | | | | | | | | | | |
|-----------------------------|-----------------------------|-----------------------------|-----------------------------|-----------------------------|-----------------------------|-----------------------------|-----------------------------|-----------------------------|-----------------------------|
| <input type="checkbox"/> 01 | <input type="checkbox"/> 02 | <input type="checkbox"/> 03 | <input type="checkbox"/> 04 | <input type="checkbox"/> 05 | <input type="checkbox"/> 06 | <input type="checkbox"/> 07 | <input type="checkbox"/> 09 | <input type="checkbox"/> 11 | <input type="checkbox"/> 12 |
| <input type="checkbox"/> 15 | <input type="checkbox"/> 18 | <input type="checkbox"/> 24 | <input type="checkbox"/> 25 | <input type="checkbox"/> 26 | <input type="checkbox"/> 28 | <input type="checkbox"/> 30 | <input type="checkbox"/> 31 | <input type="checkbox"/> 32 | <input type="checkbox"/> 33 |

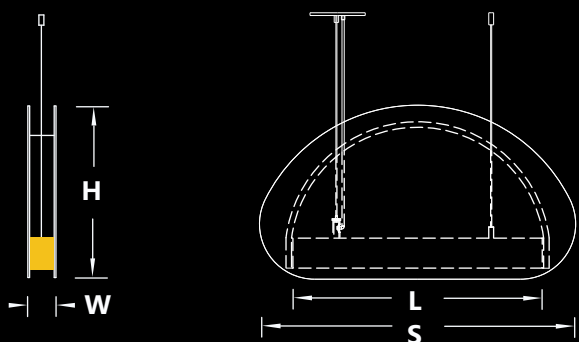
LUMEN OUTPUT W/Ft:

Watts	30K	35K	40K
20W	2080 lm	2120 lm	2160 lm
30W	3115 lm	3180 lm	3245 lm
40W	4115 lm	4240 lm	4325 lm

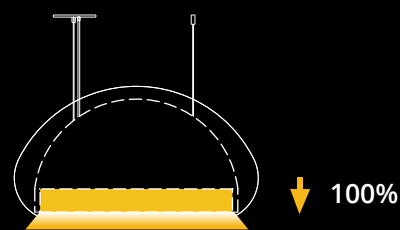
Project:

Type:

SIZE:



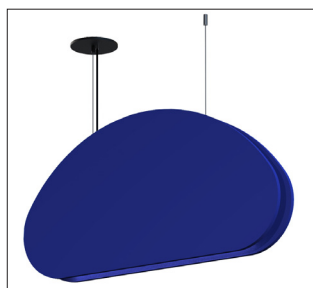
RADIANCE:



DIRECT DISTRIBUTION

H - Height	S-Size	L - Luminaire Length	W - Width
16 Inch = 15.75 Inch	32 Inch	22.80 Inch	2.75 Inch
18 Inch = 17.75 Inch	42 Inch	33.80 Inch	
24 Inch = 23.75 Inch	52 Inch	44.80 Inch	

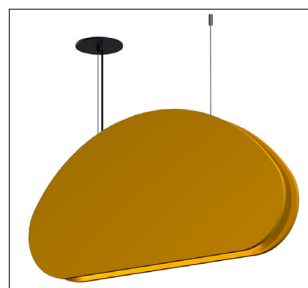
FINISHES:




#01



#25



#11




#32




#26



#18



#06



#15