

FEATURES:

- ✓ Architectural sound absorbing Eco Felt Acoustic panel.
- ✓ Made from recyclable plastic material available in different thicknesses.
- ✓ Class1 Fire rated with 0.7 Noise Reduction Coefficient/1" Acoustic.
- ✓ Light source: LED Board (5.5"/11"/22"/24").
- ✓ Diffused illumination is provided by high efficiency frosted opal lens.
- ✓ Extruded aluminum body comes with white, black or grey finish.
- ✓ Also available with custom colour options.
- ✓ LED Strips are rated for 60,000hrs. L80 with +85 CRI.
- ✓ Has a proven record in office, commercial and retail installations.
- ✓ Custom modifications are available.
- ✓ ED luminaires are certified to CSA and UL Standards.

reinventlight

SPECIFICATION:

Sonic TRIAD+ - - - - - - - - - - -

Enter the Product Code into the boxes above.

TYPE

- FV - Flush Vcut
- FR - Flush Regular
- *

*Please specify custom type.

HEIGHT

- 12 Inch
- 16 Inch
- 24 Inch

SIZE

- 2x2x2 Feet
- 3x3x3 Feet
- 4x4x4 Feet
- *

* Specify required length.
 ** Custom angles are available.

SOURCE

- 25WLED
- 50WLED
- 75WLED*

* Available for 3 & 4 Feet sizes.

VOLTAGE

- 120V
- 277V
- 347V*

*Not available for all configurations.

DRIVER

- ST - Standard
- DL - 0-10V Dimming (1%)
- DA - DALI
- *

* Please specify dimming method (Phase).

MOUNTING

- S4-Suspension 4Feet
- S6-Suspension 6Feet
- S Feet*

*Please specify required Length.

LENS

- OP - Opal

ED TRIAD+ FINISH

- WH - White
- BK - Black
- GR - Grey

CCT

- 30K - 3000Kelvin
- 35K - 3500Kelvin
- 40K - 4000Kelvin
- TW - Tunable White** (2700K-6500K)

*Other options are available.
 **Available with Dali controls.

ACOUSTIC FINISH

<input type="checkbox"/> 01	<input type="checkbox"/> 02	<input type="checkbox"/> 03	<input type="checkbox"/> 04	<input type="checkbox"/> 05	<input type="checkbox"/> 06	<input type="checkbox"/> 07	<input type="checkbox"/> 09	<input type="checkbox"/> 11	<input type="checkbox"/> 12
<input type="checkbox"/> 15	<input type="checkbox"/> 18	<input type="checkbox"/> 24	<input type="checkbox"/> 25	<input type="checkbox"/> 26	<input type="checkbox"/> 28	<input type="checkbox"/> 30	<input type="checkbox"/> 31	<input type="checkbox"/> 32	<input type="checkbox"/> 33

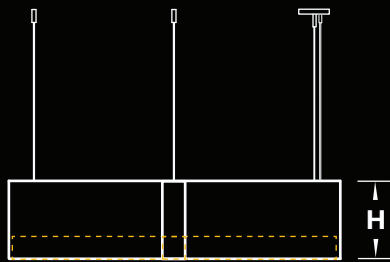
LUMEN OUTPUT:

Watts	30K	35K	40K
25W	2610 lm	2650 lm	2690 lm
50W	5150 lm	5250 lm	5380 lm
75W	7720 lm	7875 lm	8030 lm

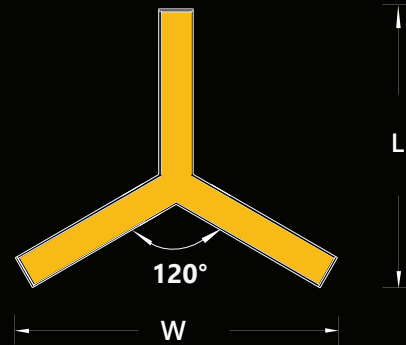
Project:

Type:

SIZE:

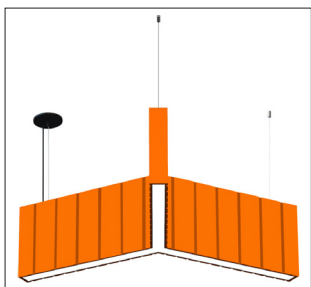


FR-FLUSH REGULAR

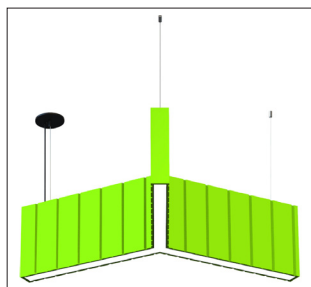


H - Height	Size	L x W
12 Inch = 11.75 Inch	2x2x2 Feet	35.90 x 41.52 Inch
16 Inch = 15.75 Inch	3x3x3 Feet	52.61 x 60.72 Inch
24 Inch = 23.75 Inch	4x4x4 Feet	69.14 x 79.83 Inch

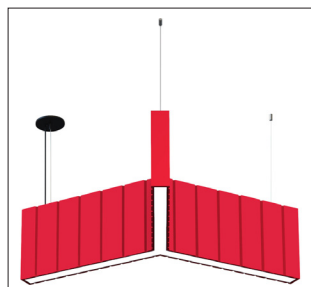
FLUSH VCUT-FINISHES:



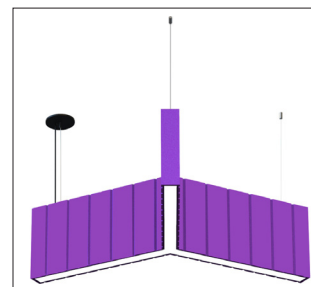
#06



#15




#25

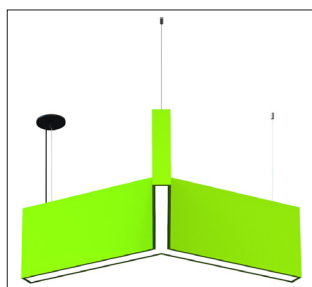


#26

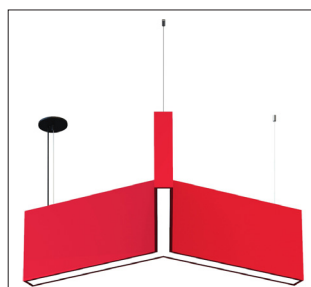
FLUSH REGULAR-FINISHES:



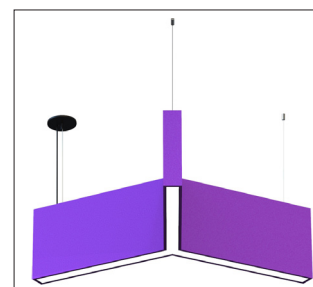
#06



#15



#25



#26