

FEATURES:

- ✓ Architectural sound absorbing Eco Felt Acoustic panel.
- ✓ Made from recyclable plastic material available in different thicknesses.
- ✓ Class1 Fire rated with 0.7 Noise Reduction Coefficient/1" Acoustic.
- ✓ Light source: LED Board (5.5"/11"/22"/24").
- ✓ Diffused illumination is provided by frosted opal lens.
- ✓ Extruded aluminum body comes with white, black or grey finishes.
- ✓ Also available with custom color options.
- ✓ LED Strips are rated for 60,000hrs. L80 with +85 CRI.
- ✓ Has a proven record in office, commercial and retail installations.
- ✓ Custom modifications are available.
- ✓ ED luminaires are certified to CSA and UL Standards.

reinventlight

TYPE

- IN-Lay In
 - ON-Lay On
 - IV-In Vcut
 - OV-On Vcut
 - *
- *Please specify custom type.

SIZE

- 2 FEET
- 3 Feet
- 4 Feet
- 5 Feet

VOLTAGE

- 120V
 - 277V
 - 347V*
- *Not available for all configurations.

MOUNTING

- S4-Suspension 4Feet
 - S6-Suspension 6Feet
 - S Feet*
- *Please specify required Length.

ED RING+ FINISH

- WH - White
 - BK - Black
 - GR - Grey
 - CF - Custom RAL#
- * Please provide 600dpi Image.

CCT

- 30K - 3000Kelvin
 - 35K - 3500Kelvin
 - 40K - 4000Kelvin
 - TW - Tunable White** (2700K-6500K)
- *Other options are available.
**Available with Dali controls.

HEIGHT

- 12 Inch
- 16 Inch
- 24 Inch

SOURCE

- 25WLED
 - 50WLED
 - 75WLED*
- *Available for 4 & 5 Feet.

DRIVER

- ST - Standard
 - DL - 0-10V Dimming (1%)
 - DA - DALI
 - *
- * Please specify dimming method (ELV).

LENS

- OP - Opal

ACOUSTIC FINISH

<input type="checkbox"/> 01	<input type="checkbox"/> 02	<input type="checkbox"/> 03	<input type="checkbox"/> 04	<input type="checkbox"/> 05	<input type="checkbox"/> 06	<input type="checkbox"/> 07	<input type="checkbox"/> 09	<input type="checkbox"/> 11	<input type="checkbox"/> 12
<input type="checkbox"/> 15	<input type="checkbox"/> 18	<input type="checkbox"/> 24	<input type="checkbox"/> 25	<input type="checkbox"/> 26	<input type="checkbox"/> 28	<input type="checkbox"/> 30	<input type="checkbox"/> 31	<input type="checkbox"/> 32	<input type="checkbox"/> 33

LUMEN OUTPUT:

Watts	30K	35K	40K
25W	2205 lm	2250 lm	2295 lm
50W	4410 lm	4500 lm	4590 lm
75W	6615 lm	6750 lm	6885 lm

Project:

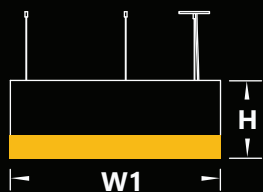
Type:

SPECIFICATION:

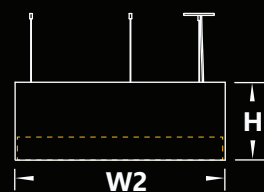
Sonic RING+ - - - - - - - - - - -

Enter the Product Code into the boxes above.

SIZE:



ON-LAY ON



IN-LAY IN

H - Height	W - Width				
		2Feet	3Feet	4Feet	5Feet
12 Inch = 11.75 Inch					
16 Inch = 15.75 Inch	W1	23.60 Inch	35.40 Inch	47.20 Inch	59.00 Inch
24 Inch = 23.75 Inch	W2	24.31 Inch	36.11 Inch	48.61 Inch	59.71 Inch

DESIGN:




IV - IN VCUT



ON - LAY ON

CUSTOM:



ANGLE-CUT



PERFORATED