

FEATURES:

- ✓ Architectural sound absorbing Eco Felt Acoustic panel.
- ✓ Made from recyclable plastic material available in different thicknesses.
- ✓ Class1 Fire rated with 0.7 Noise Reduction Coefficient/1" Acoustic.
- ✓ Light source: LED Board (5.5"/11"/22"/24").
- ✓ Diffused illumination is provided by high efficiency frosted opal lens.
- ✓ Extruded aluminum body comes with white, black or grey finishes.
- ✓ Also available with custom color options.
- ✓ LED Strips are rated for 60,000hrs. L80 with +85 CRI.
- ✓ Has a proven record in office, commercial and retail installations.
- ✓ Custom modifications are available.
- ✓ ED luminaires are certified to CSA and UL Standards.

reinventlight

TYPE

- IN-Lay In
 - ON-Lay On
 - IV-In Vcut
 - OV-On Vcut
 - *
- *Please specify custom type.

SIZE

- 40 Inch
- 50 Inch

VOLTAGE

- 120V
 - 277V
 - 347V*
- *Not available for all configurations.

MOUNTING

- S4-Suspension 4Feet
 - S6-Suspension 6Feet
 - S Feet*
- *Please specify required Length.

ED CURVE+ FINISH CCT

- WH - White
 - BK - Black
 - GR - Grey
 - CF - Custom RAL#
- * Please provide 600dpi Image.
- 30K - 3000Kelvin
 - 35K - 3500Kelvin
 - 40K - 4000Kelvin
 - TW - Tunable White** (2700K-6500K)
- *Other options are available.
**Available with Dali controls.

HEIGHT

- 12 Inch
- 16 Inch
- 24 Inch

SOURCE

- 20WLED
- 30WLED

DRIVER

- ST - Standard
 - DL - 0-10V Dimming (1%)
 - DA - DALI
 - *
- * Please specify dimming method (ELV).

LENS

- OP - Opal

ACOUSTIC FINISH

<input type="checkbox"/> 01	<input type="checkbox"/> 02	<input type="checkbox"/> 03	<input type="checkbox"/> 04	<input type="checkbox"/> 05	<input type="checkbox"/> 06	<input type="checkbox"/> 07	<input type="checkbox"/> 09	<input type="checkbox"/> 11	<input type="checkbox"/> 12
<input type="checkbox"/> 15	<input type="checkbox"/> 18	<input type="checkbox"/> 24	<input type="checkbox"/> 25	<input type="checkbox"/> 26	<input type="checkbox"/> 28	<input type="checkbox"/> 30	<input type="checkbox"/> 31	<input type="checkbox"/> 32	<input type="checkbox"/> 33

LUMEN OUTPUT:

Watts	30K	35K	40K
20W	2070 lm	2125 lm	2180 lm
30W	3065 lm	3150 lm	3235 lm

Project:

Type:

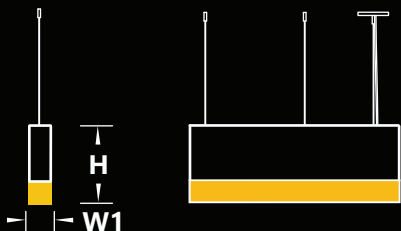
SPECIFICATION:

Sonic CURVE+ - - - - - - - - - - -

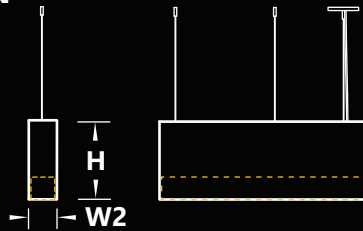
Enter the Product Code into the boxes above.

SIZE:

ON-LAY ON

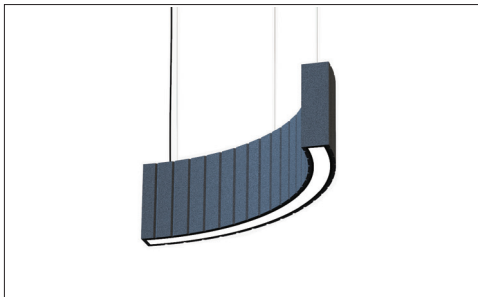


IN-LAY IN




H - Height	W-Width	
12 Inch = 11.75 Inch	W1	W2
16 Inch = 15.75 Inch	2.750 Inch	3.460 Inch
24 Inch = 23.75 Inch		

DESIGN:

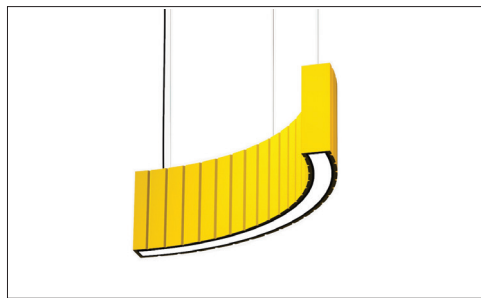


IV - IN VCUT

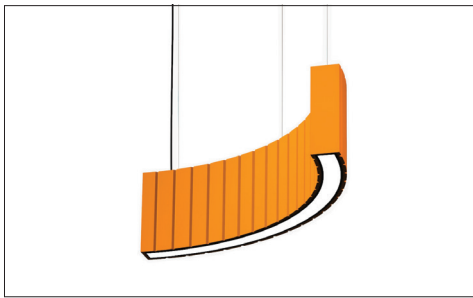


ON - LAY ON

FINISHES



(#11)



(#06)