
**FEATURES:**

- ✓ Architectural sound absorbing Eco Felt Acoustic panel.
- ✓ Polyester material made from 70% recyclable plastic.
- ✓ Available in various heights and sizes.
- ✓ Lightweight panel comes with standard 20 color options.
- ✓ Layering or wood grain print decals are available.
- ✓ Customized 2D or 3D pattern designs and shapes.
- ✓ Class 1 Fire Rated with 0.7 Noise Reduction Coefficient / 1" Acoustic.
- ✓ Suitable for suspended, wall or ceiling installations.
- ✓ Has a proven record in office, commercial and hospitality environments.

reinventlight

**SPECIFICATION:**
**Sonic BAFFLE**

TYPE	HEIGHT	SIZE	SHAPE	MOUNTING	FINISH

Enter the Product Code into the boxes above.

**TYPE**

- FB - Flat Baffle
- OR - Open Regular
- OV - Open V-Cut
- CR - Closed Regular
- CV - Closed V-Cut

**HEIGHT**

- A - 0.5 Inch
- B - 1 Inch
- C - 2 Inch
- D - 4 Inch\*
- E - 6 Inch\*
- \*\*

 \* V-Cut available for D,E and Custom.  
 \*\* Please specify custom size

**SIZE**

- 2 Feet
- 3 Feet
- 4 Feet
- \*

\* Please specify custom size

**SHAPE**

- RS - Round Shape
- CS -  \*

\* Please specify custom shape.

**MOUNTING**

- S4-Suspension 4Feet
- S6-Suspension 6Feet
- S  Feet\*
- WM - Wall Mount
- CM - Ceiling Mount

\*Please specify required Length.

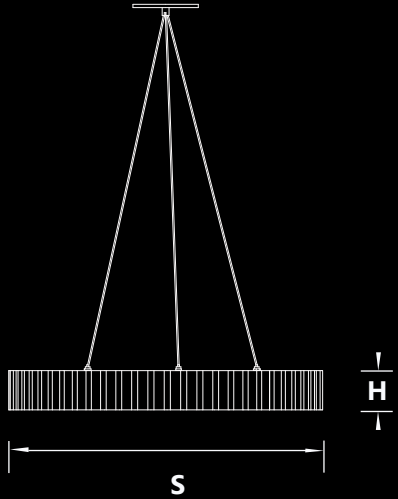
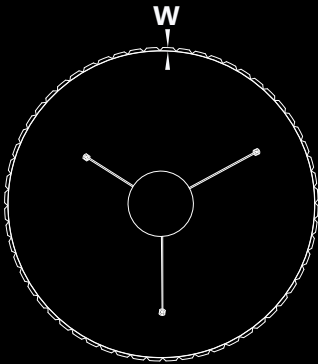
**FINISH**

<input type="checkbox"/> 01	<input type="checkbox"/> 02	<input type="checkbox"/> 03	<input type="checkbox"/> 04	<input type="checkbox"/> 05	<input type="checkbox"/> 06	<input type="checkbox"/> 07	<input type="checkbox"/> 09	<input type="checkbox"/> 11	<input type="checkbox"/> 12
<input type="checkbox"/> 15	<input type="checkbox"/> 18	<input type="checkbox"/> 24	<input type="checkbox"/> 25	<input type="checkbox"/> 26	<input type="checkbox"/> 28	<input type="checkbox"/> 30	<input type="checkbox"/> 31	<input type="checkbox"/> 32	<input type="checkbox"/> 33

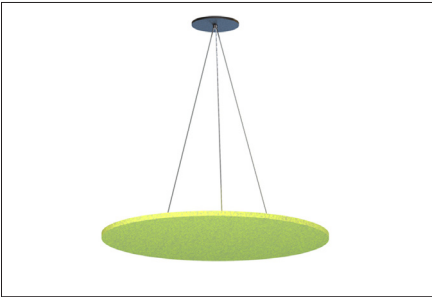
<b>Project:</b>  <b>Type:</b>
-------------------------------------

**SIZE:**

H-Height	S-Size
A - 0.5 Inch	2 Feet = 23.75 Inch
B - 1 Inch	3 Feet = 35.75 Inch
C - 2 Inch	4 Feet = 47.75 Inch
D - 4 Inch	W-Width
E - 6 Inch	0.50 Inch



**STANDARD DESIGN:**



FB - FLAT BAFFLE




OV - OPEN V-CUT




CR - CLOSED REGULAR

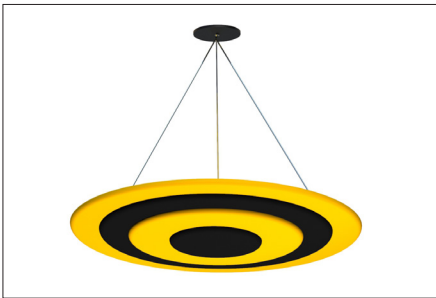
**CUSTOM DESIGN:**



3D



CLOUD



LAYERING