

**FEATURES:**

- ✓ Architectural curved magnetic track system.
- ✓ Light source: COB.
- ✓ Available in 1/8, 1/4 & 1/2 circle, full circle, oval & bend configurations.
- ✓ Luminaire comes in different shapes and optic systems.
- ✓ Suitable for recessed, suspended and surface mounted installations.
- ✓ Extruded aluminum body comes with variety of finishes.
- ✓ Remote driver is selected based on the project application.
- ✓ LED's are rated for 60,000hrs. L80 with +85 CRI.
- ✓ Has a proven record in office, commercial and retail installations.
- ✓ Custom modifications are available.
- ✓ ED luminaires are certified to CSA and UL Standards.

reinventlight

**TRACK**

- C1-Circle 1/8
- C2- Circle 1/4
- C3-Circle 1/2
- C - Circle
- L - Linear  \*Feet
- OV-Oval  \*Feet
- BD-Bend  \*\*



\* Please specify required length.  
\*\*Combination example(2FeetxL-1XC1-2FeetxL)

**FIXTURE**

- D3-Dot03-4Watt
- D6-Dot06-8Watt
- L1-Linear16-7Watt
- S1-Spot35-5Watt
- S2-Spot35-T-2x5Watt
- S3-Spot50-S-10Watt
- P1-Pendant35-5Watt
- PG1-Pendant Glorry-10Watt
- PG2-Global-5Watt

**FINISH**

<input type="text"/>	<input type="text"/>	<input type="text"/>	<input type="text"/>
WH - White	BK - Black	GL - Gold	BB - Black Bronze

**QUANTITY**

- 1x
- 2x
- 3x
- \*

\* Combination example(2xC1-1XC2).

**VOLTAGE**

- 120V
- 277V

**DRIVER**

- ST - Standard
- DL - 0-10V Dimming (1%)
- DT - Dimming Triac
- \*

\* Please specify dimming method (ELV).

**MOUNTING**

- RS - Recessed
- SF - Surface Mount
- S4 - Suspension 4Feet
- S6 - Suspension 6Feet
- S  \*Feet

\* Please specify required length.

**FINISH**

- WH - White
- BK - Black
- GL - Gold
- BB - Black Bronze

**CCT**

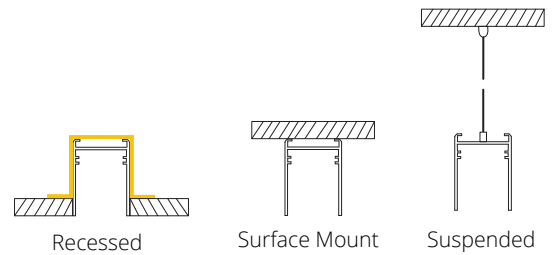
- 30K - 3000Kelvin
- 35K - 3500Kelvin
- 40K - 4000Kelvin

\*Other options are available.

**OPTIONS**

- No Options\*
- 90 CRI

\*Leave Empty.



**Project:**

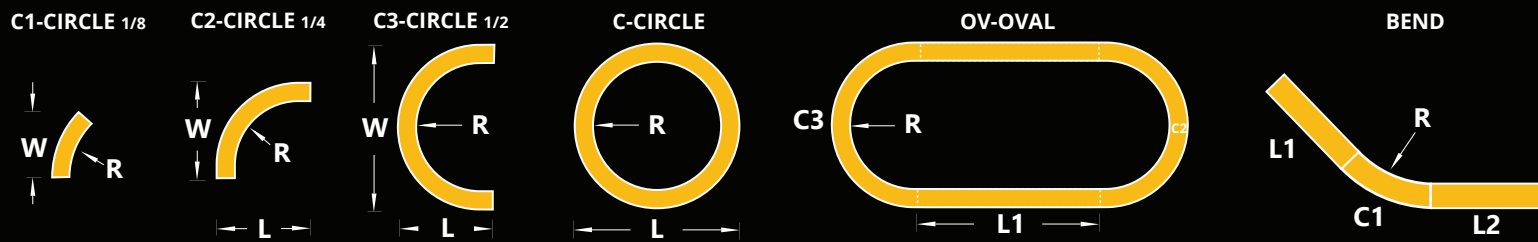
**Type:**

**SPECIFICATION:**

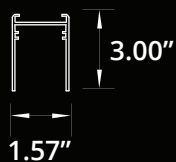
**ED LOOP+**  TRACK  —  FIXTURE  —  QUANTITY  —  VOLTAGE  —  DRIVER  —  MOUNTING  —  FINISH  —  CCT  —  OPTIONS

Enter the Product Code into the boxes above.

**SIZE:**



**PROFILE**



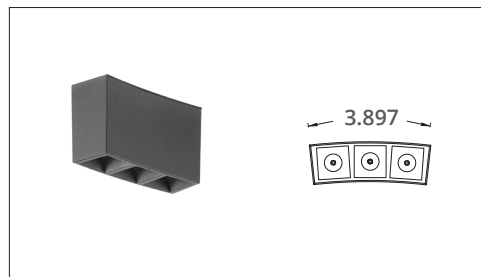
**RADIANCE:**

**DIRECT DISTRIBUTION**

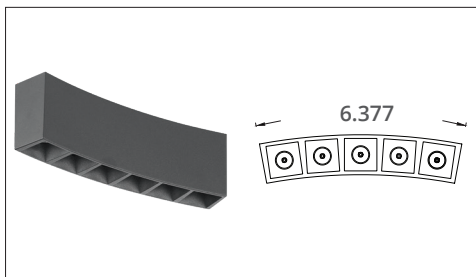


Type	R (Radius)	WidthxLength
C1-Circle 1/8	17.71Inch	15.35x22.05 Inch
C2-Circle 1/4	17.71Inch	22.05x22.05 Inch
C3-Circle 1/2	17.71Inch	35.43x22.05 Inch
C-Circle	17.71Inch	35.43x35.43 Inch
OV-Oval	17.71Inch	35.43 InchxL1 Feet
BD-Bend	17.71Inch	L1 FeetxC1xL1 Feet

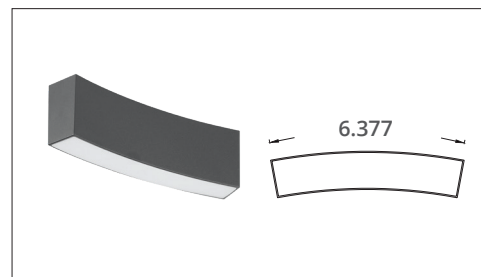
**MOUNTING:**



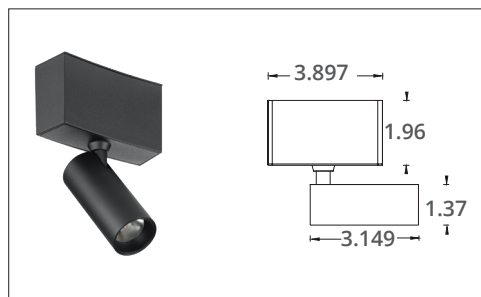
D3-DOT03



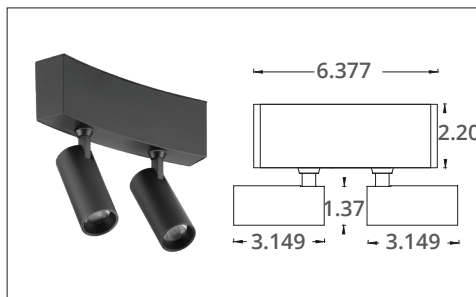
D6-DOT06



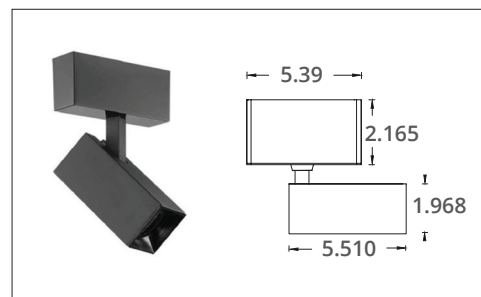
L1-LINEAR16



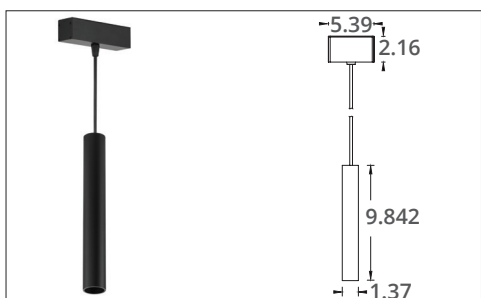
S1-SPOT35



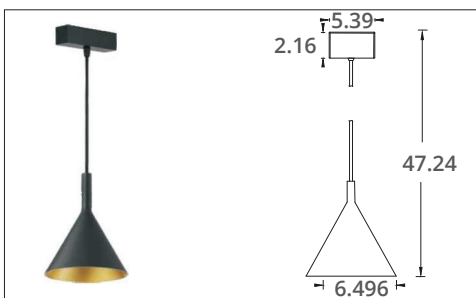
S2-SPOT35-T



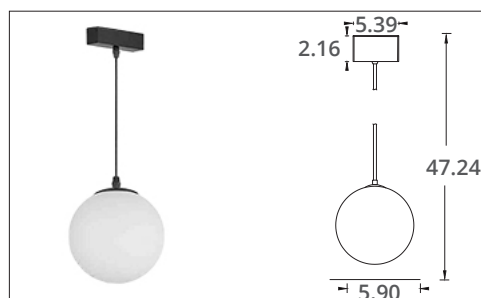
S3-SPOT50



P1-PENDANT35



G1-GLORY



G2-GLOBAL