



FEATURES:

- ✓ Architectural sound absorbing Eco Felt Acoustic panel.
- ✓ Made from recyclable plastic material available in different thicknesses.
- ✓ Class1 Fire rated with 0.7 Noise Reduction Coefficient/1" Acoustic.
- ✓ Light source: LED Board (5.5"/11"/22"/24").
- ✓ Diffused illumination is provided by frosted opal lens.
- ✓ Extruded aluminum body comes with built-in-driver and available in white, black or grey finish.
- ✓ Also available with custom colour options.
- ✓ LED Strips are rated for 60,000hrs. L80 with +90 CRI.
- ✓ Has a proven record in office, commercial and retail installations.
- ✓ Custom modifications are available.
- ✓ ED luminaires are certified to CSA and UL Standards. **reinventlight**

SPECIFICATION:


Sonic VECTOR+ - - - - - - - - - - - -

Enter the Product Code into the boxes above.

TYPE <input type="checkbox"/> TS - Trapezoid	HEIGHT <input type="checkbox"/> 16 Inch <input type="checkbox"/> 18 Inch <input type="checkbox"/> 24 Inch	SIZE <input type="checkbox"/> 30 Inch <input type="checkbox"/> 40 Inch <input type="checkbox"/> 50 Inch	SOURCE <input type="checkbox"/> 20WLED <input type="checkbox"/> 30WLED <input type="checkbox"/> 40WLED	RADIANCE <input type="checkbox"/> DD - Direct (100%Down) <input type="checkbox"/> UD - Uneven(70%Down/30%Up)** <small>*Light Distribution. **Not available for 16inch Height.</small>	VOLTAGE <input type="checkbox"/> 120V <input type="checkbox"/> 277V <input type="checkbox"/> 347V* <small>*Not available for all configurations.</small>
--------------------------------------------------------	---------------------------------------------------------------------------------------------------------------------------	-------------------------------------------------------------------------------------------------------------------------	------------------------------------------------------------------------------------------------------------------------	-----------------------------------------------------------------------------------------------------------------------------------------------------------------------------------------------------------	-----------------------------------------------------------------------------------------------------------------------------------------------------------------------------

DRIVER <input type="checkbox"/> ST - Standard (Non-Dimming) <input type="checkbox"/> DL - 0-10V Dimming (1%) <input type="checkbox"/> DA - DALI <input type="checkbox"/> BT - Bluetooth <input type="checkbox"/> <input type="text"/> * <small>*Please specify dimming method.</small>	MOUNTING <input type="checkbox"/> S4-Suspension 4Feet <input type="checkbox"/> S6-Suspension 6Feet <input type="checkbox"/> S <input type="text"/> Feet* <small>*Please specify required Length.</small>	LENS <input type="checkbox"/> OP - Opal	ED VECTOR+ FINISH <input type="checkbox"/> WH - White <input type="checkbox"/> BK - Black <input type="checkbox"/> GR - Grey* <input type="checkbox"/> CF - Custom <input type="text"/> RAL# <small>*Supply with White Cord & Canopy ** Please provide 600dpi image.</small>	CCT <input type="checkbox"/> 30K/90CRI - 3000Kelvin <input type="checkbox"/> 35K/90CRI - 3500Kelvin <input type="checkbox"/> 40K/90CRI - 4000Kelvin <input type="checkbox"/> RGBW* <input type="checkbox"/> TW - Tunable White** <small>(2700K-6500K) *Available with Dali, DMX or Bluetooth controls. **Available with 0-10V,Dali or Bluetooth controls.</small>
-----------------------------------------------------------------------------------------------------------------------------------------------------------------------------------------------------------------------------------------------------------------------------------------------------------------	-----------------------------------------------------------------------------------------------------------------------------------------------------------------------------------------------------------------------------	---------------------------------------------------	------------------------------------------------------------------------------------------------------------------------------------------------------------------------------------------------------------------------------------------------------------------------------------------------------------	----------------------------------------------------------------------------------------------------------------------------------------------------------------------------------------------------------------------------------------------------------------------------------------------------------------------------------------------------------------------------------------------------

ACOUSTIC FINISH



LUMEN OUTPUT W/Ft:

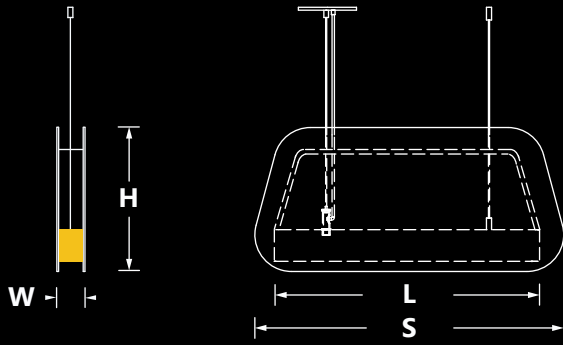
Watts	30K	35K	40K
20W	2080 lm	2120 lm	2160 lm
30W	3115 lm	3180 lm	3245 lm
40W	4115 lm	4240 lm	4325 lm



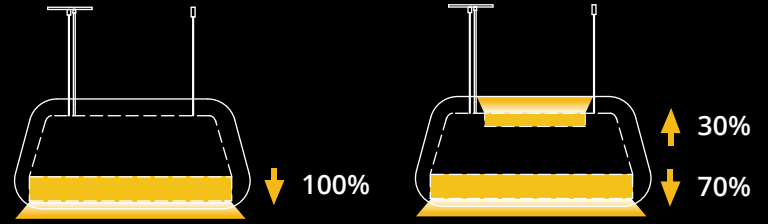
Project:

Type:

SIZE:



RADIANCE:



DIRECT DISTRIBUTION

UNEVEN DISTRIBUTION

H - Height	S-Size	L - Luminare Length	W - Width
16 Inch = 15.75 Inch	30 Inch	22.80 Inch	2.75 Inch
18 Inch = 17.75 Inch	40 Inch	33.80 Inch	
24 Inch = 23.75 Inch	50 Inch	44.80 Inch	

FINISHES:




#01



#11



#26




#15



#25



#18



#32



#06