

## FEATURES:

- ✓ Architectural sound absorbing Eco Felt Acoustic panel.
- ✓ Made from recyclable plastic material available in different thicknesses.
- ✓ Class1 Fire rated with 0.7 Noise Reduction Coefficient / 1" Acoustic.
- ✓ Light source: LED Board (5.5"/11"/22"/24").
- ✓ Diffused illumination is provided by frosted opal lens.
- ✓ Extruded aluminum body comes with built-in-driver and available in white, black or grey finish.
- ✓ Also available with custom colour options.
- ✓ LED Strips are rated for 60,000hrs. L80 with +90 CRI.
- ✓ Has a proven record in office, commercial and retail installations.
- ✓ Custom modifications are available.
- ✓ ED luminaires are certified to CSA and UL Standards. **reinventlight**

## SPECIFICATION:

**Sonic VECTOR+**  -  -  -  -  -  -  -  -  -  -  -  -

Enter the Product Code into the boxes above


- |   |   |   |   |   |   |
|---|---|---|---|---|---|
| <b>TYPE</b><br><input type="checkbox"/> FR - Flush Regular<br><input type="checkbox"/> FT - Two-Tone<br><input type="checkbox"/> FS - Square Edge<br><input type="checkbox"/> FC - Curved Edge<br><input type="checkbox"/> <input type="text"/> * | <b>HEIGHT</b><br><input type="checkbox"/> 12 Inch<br><input type="checkbox"/> 16 Inch<br><input type="checkbox"/> 24 Inch | <b>SIZE</b><br><input type="checkbox"/> 4 Feet<br><input type="checkbox"/> 6 Feet<br><input type="checkbox"/> 8 Feet<br><input type="checkbox"/> <input type="text"/> *<br><small>* Please specify custom size.</small> | <b>SOURCE</b><br><input type="checkbox"/> 5W/Ft LED<br><input type="checkbox"/> 7W/Ft LED<br><input type="checkbox"/> 10W/FTLED*<br><small>*UD light distribution only.</small> | <b>RADIANCE</b><br><input type="checkbox"/> DD - Direct (100%Down)<br><input type="checkbox"/> ID - Indirect (100%Up)**<br><input type="checkbox"/> UD - Uneven(70%Down/30%Up)**<br><small>* Light Distribution.<br/>** Suspended Configuration from 4 Feet and longer.</small> | <b>VOLTAGE</b><br><input type="checkbox"/> 120V<br><input type="checkbox"/> 277V<br><input type="checkbox"/> 347V*<br><small>*Not available for all configurations.</small> |
|---|---|---|---|---|---|

\* Please specify custom type.  
\*\* Please refer to pg. 2 for additional designs.

- |   |   |   |   |  |
|---|---|---|---|--|
| <b>DRIVER</b><br><input type="checkbox"/> ST - Standard (Non-Dimming)<br><input type="checkbox"/> DL - 0-10V Dimming (1%)<br><input type="checkbox"/> DA - DALI<br><input type="checkbox"/> BT - Bluetooth<br><input type="checkbox"/> <input type="text"/> *<br><small>*Please specify dimming method.</small> | <b>MOUNTING</b><br><input type="checkbox"/> S4-Suspension 4Feet<br><input type="checkbox"/> S6-Suspension 6Feet<br><input type="checkbox"/> S <input type="text"/> Feet*<br><small>*Please specify required Length.</small> | <b>LENS</b><br><input type="checkbox"/> OP - Opal<br><input type="checkbox"/> WW - Wall Wash<br><input type="checkbox"/> PR - Prismatic | <b>ED VECTOR+ FINISH</b><br><input type="checkbox"/> WH - White<br><input type="checkbox"/> BK - Black<br><input type="checkbox"/> GR - Grey*<br><input type="checkbox"/> CF - Custom <input type="text"/> RAL#<br><small>*Supply with White Cord &amp; Canopy.<br/>** Please provide 600dpi Image.</small> | <b>CCT</b><br><input type="checkbox"/> 30K/90CRI - 3000Kelvin<br><input type="checkbox"/> 35K/90CRI - 3500Kelvin<br><input type="checkbox"/> 40K/90CRI - 4000Kelvin<br><input type="checkbox"/> RGBW*<br><input type="checkbox"/> TW - Tunable White**<br><small>(2700K-6500K)<br/>*Available with Dali, DMX or Bluetooth controls.<br/>**Available with 0-10V,Dali or Bluetooth controls.</small> |
|---|---|---|---|--|

## ACOUSTIC FINISH\*

\*Please specify additional colour for Two-Tone.



## LUMEN OUTPUT W/Ft:

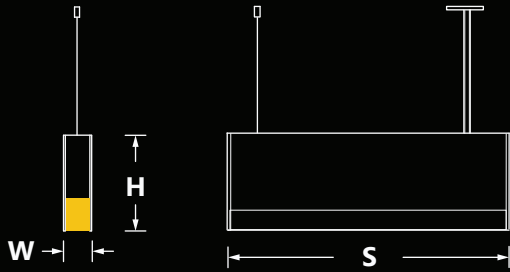
Watts	30K	35K	40K
5W	515 lm	525 lm	535 lm
7W	720 lm	735 lm	750 lm
10W	1030lm	1050 lm	1080 lm



Project:

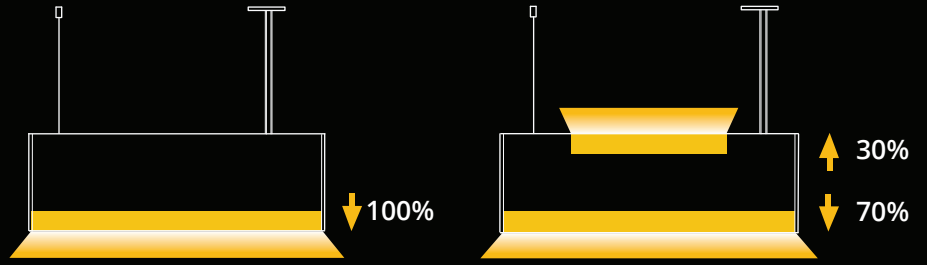
Type:

**SIZE:**



**FR - FLUSH REGULAR**

**RADIANCE:**




**DIRECT DISTRIBUTION**


**UNEVEN DISTRIBUTION**

H-Height	S-Size	W-Width
12 Inch = 11.75 Inch	4 Feet = 47.75 Inch	3.00 Inch
16 Inch = 15.75 Inch	6 Feet = 71.75 Inch	
24 Inch = 23.75 Inch	8 Feet = 95.75Inch	


**TYPE:**




**FR - Regular #06**



**FT - Two-Tone #12 + #04**

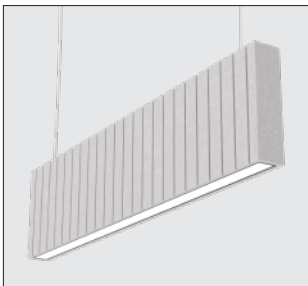


**FS - Square Edge #11 + #02**

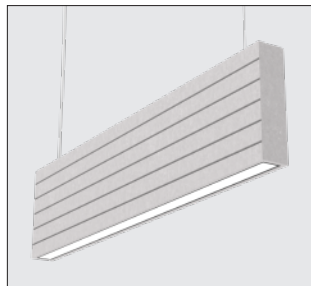


**FC - Curved Edge #05 + #24**

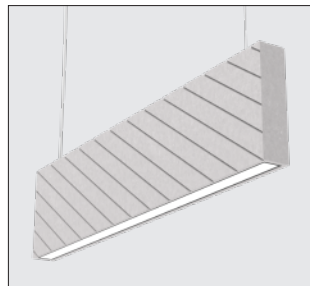
**FLUSH VCUT FINISHES:**



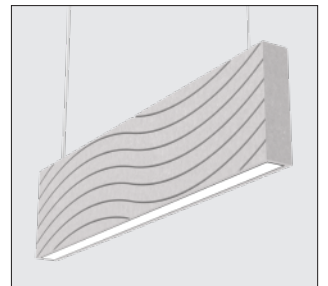
**FV - V-Cut Vertical**



**FH- V-Cut Horizontal**



**FD - V-Cut Diagonal**



**FW - V-Cut Wave**