

FEATURES:

- ✓ Architectural linear luminaire with direct distribution.
- ✓ Light source: 11" LED Modular Board.
- ✓ Dark Optic provides superior lighting distribution with precise low glare illumination.
- ✓ Offered with Regular 50°/10UGR, Flood 80°/15UGR or Asymmetric beam angle.
- ✓ Available for row mounted installations in various lengths.
- ✓ Suitable for Recessed installation into drywall or T-Bar.
- ✓ Extruded aluminum body comes with black or white finish.
- ✓ Also available with custom color options.
- ✓ LED's are rated for 60,000hrs. L80 with +90CRI.
- ✓ Has a proven record in office, commercial and retail installations.
- ✓ Custom modifications are available.
- ✓ ED luminaires are certified to CSA and UL Standards. **reinventlight**

SPECIFICATION:

ED VECTOR+ - - - - - - - - - - - -

Enter the Product Code into the boxes above.

- TYPE**
 DO - Dark Optic
- SIZE**
 _____ Feet*
* 1 Foot increments only.
- SOURCE**
 5W/Ft LED
 7W/Ft LED
 10W/Ft LED
- RADIANCE**
 DD - Direct (100%Down)
*Light distribution.
- VOLTAGE**
 120V
 277V
 347V*
*Not available for all configurations.
- DRIVER**
 ST - Standard (Non-Dimming)
 DL - 0-10V Dimming (1%)
 DA - DALI
 BT - Bluetooth
 *
 EC - Emergency Circuit
 EM - Emergency**
*Please specify dimming method.
 **Battery Pack per 4 foot section.

- MOUNTING**
 RS - Recessed
 RB - Recessed T-Bar
- REFLECTOR**
Square:
 S/WH - White
 S/BK - Black
 S/SL - Silver
 S/GD - Gold
 S/RD - Red
 S/GM - Gunmetal
Round:
 R/WH - White
 R/BK - Black
 R/SL - Silver
 R/GD - Gold
 R/RD - Red
 R/GM - Gunmetal
- LENS**
 RB - Regular 50°
 FB - Flood 80°
 AB - Asymmetric
- FINISH**
 BK - Black
 WH - White
 CF - Custom
- CCT**
 30K/90CRI - 3000Kelvin
 35K/90CRI - 3500Kelvin
 40K/90CRI - 4000Kelvin
- OPTIONS**
 No Options*
 DC - Dual Circuit**
*Leave empty.
 **Down/Up control separately.

LUMEN OUTPUT W/Ft:

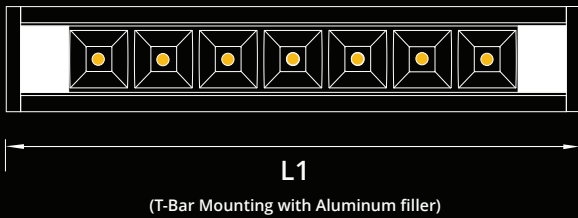

Watts	30K	35K	40K
5W	610 lm	625 lm	640 lm
7W	855 lm	875 lm	895 lm
10W	1225lm	1250 lm	1275 lm

Project:

Type:

Specifications are subject to change without notice. Every effort has been made for accuracy and errors are unintentional.

SIZE:

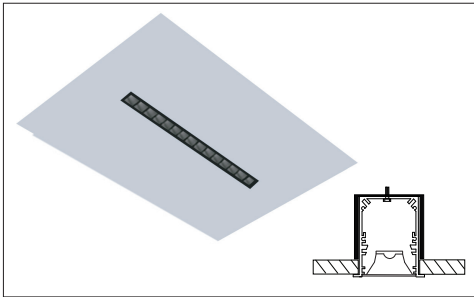


Size	L(CUTOUT)	L1(T-BAR)	LED Strips
1 Feet	11.186 Inch	11.750 Inch	1x11"
2 Feet	22.200 Inch	23.750 Inch	2x11"
3 Feet	33.214 Inch	35.750 Inch	3x11"
4 Feet	44.228 Inch	47.750 Inch	4x11"
5 Feet	55.242 Inch	59.750 Inch	5x11"
6 Feet	66.256 Inch	71.750 Inch	6x11"
7 Feet	77.098 Inch	83.750 Inch	7x11"
8 Feet	88.112 Inch	95.750 Inch	8x11"

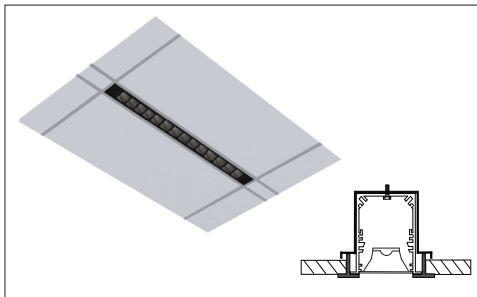
RADIANCE:



MOUNTING:



RECESSED



RECESSED T-BAR

REFLECTORS:

SQUARE:



WHITE



SILVER



BLACK



GOLD



RED

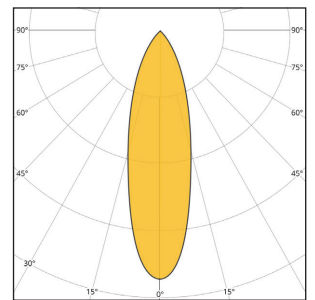


GUNMETAL

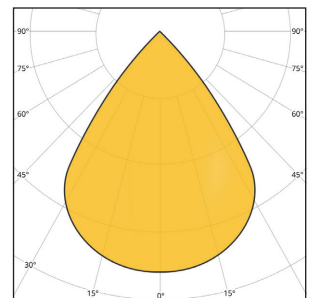
ROUND:



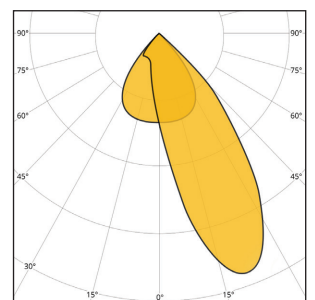
BEAM:



REGULAR BEAM



FLOOD BEAM



ASYMMETRIC BEAM