

## FEATURES:

- ✓ Architectural sound absorbing Eco Felt Acoustic panel.
- ✓ Made from recyclable plastic material available in different thicknesses.
- ✓ Class1 Fire rated with 0.7 Noise Reduction Coefficient/1" Acoustic.
- ✓ Light source: LED Board (5.5"/11"/22"/24").
- ✓ Diffused illumination is provided by frosted opal lens.
- ✓ Extruded aluminum body comes with built-in-driver and available in white, black or grey finish.
- ✓ Also available with custom colour options.
- ✓ LED Strips are rated for 60,000hrs. L80 with +90 CRI.
- ✓ Has a proven record in office, commercial and retail installations.
- ✓ Custom modifications are available.
- ✓ ED luminaires are certified to CSA and UL Standards. **reinventlight**

## SPECIFICATION:


**Sonic VECTOR+**  -  -  -  -  -  -  -  -  -  -  -  -

Enter the Product Code into the boxes above.

- |                                     |                                                                                                          |                               |                            |                                                                                        |                                                                                                                                                           |
|-------------------------------------|----------------------------------------------------------------------------------------------------------|-------------------------------|----------------------------|----------------------------------------------------------------------------------------|-----------------------------------------------------------------------------------------------------------------------------------------------------------|
| <b>TYPE</b>                         | <b>HEIGHT</b>                                                                                            | <b>SIZE</b>                   | <b>SOURCE</b>              | <b>RADIANCE</b>                                                                        | <b>VOLTAGE</b>                                                                                                                                            |
| <input type="checkbox"/> CS - Cloud | <input type="checkbox"/> 16 Inch<br><input type="checkbox"/> 18 Inch<br><input type="checkbox"/> 24 Inch | 32 Inch<br>42 Inch<br>52 Inch | 20WLED<br>30WLED<br>40WLED | <input type="checkbox"/> DD - Direct (100%Down)<br><small>*Light Distribution.</small> | <input type="checkbox"/> 120V<br><input type="checkbox"/> 277V<br><input type="checkbox"/> 347V*<br><small>*Not available for all configurations.</small> |

- |                                                                                                                                                                                                                                                                                                |                                                                                                                                                                                                          |                                    |                                                                                                                                                                                                                                                                                |                                                                                                                                                                                                                                                                                                                                                                                     |
|------------------------------------------------------------------------------------------------------------------------------------------------------------------------------------------------------------------------------------------------------------------------------------------------|----------------------------------------------------------------------------------------------------------------------------------------------------------------------------------------------------------|------------------------------------|--------------------------------------------------------------------------------------------------------------------------------------------------------------------------------------------------------------------------------------------------------------------------------|-------------------------------------------------------------------------------------------------------------------------------------------------------------------------------------------------------------------------------------------------------------------------------------------------------------------------------------------------------------------------------------|
| <b>DRIVER</b>                                                                                                                                                                                                                                                                                  | <b>MOUNTING</b>                                                                                                                                                                                          | <b>LENS</b>                        | <b>ED VECTOR+ FINISH</b>                                                                                                                                                                                                                                                       | <b>CCT</b>                                                                                                                                                                                                                                                                                                                                                                          |
| <input type="checkbox"/> ST - Standard (Non-Dimming)<br><input type="checkbox"/> DL - 0-10V Dimming (1%)<br><input type="checkbox"/> DA - DALI<br><input type="checkbox"/> BT - Bluetooth<br><input type="checkbox"/> <input type="text"/> *<br><small>*Please specify dimming method.</small> | <input type="checkbox"/> S4-Suspension 4Feet<br><input type="checkbox"/> S6-Suspension 6Feet<br><input type="checkbox"/> S <input type="text"/> Feet*<br><small>*Please specify required Length.</small> | <input type="checkbox"/> OP - Opal | <input type="checkbox"/> WH - White<br><input type="checkbox"/> BK - Black<br><input type="checkbox"/> GR - Grey*<br><input type="checkbox"/> CF - Custom <input type="text"/> RAL#<br><small>*Supply with White Cord &amp; Canopy<br/>** Please provide 600dpi Image.</small> | <input type="checkbox"/> 30K/90CRI - 3000Kelvin<br><input type="checkbox"/> 35K/90CRI - 3500Kelvin<br><input type="checkbox"/> 40K/90CRI - 4000Kelvin<br><input type="checkbox"/> RGBW*<br><input type="checkbox"/> TW - Tunable White**<br>(2700K-6500K)<br><small>*Available with Dali, DMX or Bluetooth controls.<br/>**Available with 0-10V,Dali or Bluetooth controls.</small> |

## ACOUSTIC FINISH



## LUMEN OUTPUT W/Ft:

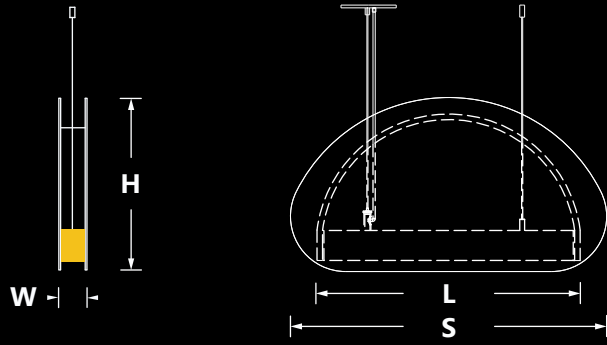
Watts	30K	35K	40K
20W	2080 lm	2120 lm	2160 lm
30W	3115 lm	3180 lm	3245 lm
40W	4115 lm	4240 lm	4325 lm



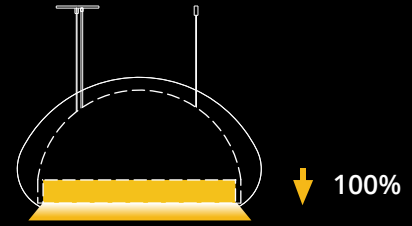
Project:

Type:

**SIZE:**




**RADIANCE:**




**DIRECT DISTRIBUTION**

H - Height	S-Size	L - Luminare Length	W - Width
16 Inch = 15.75 Inch	32 Inch	22.80 Inch	2.75 Inch
18 Inch = 17.75 Inch	42 Inch	33.80 Inch	
24 Inch = 23.75 Inch	52 Inch	44.80 Inch	

**FINISHES:**




#01



#25



#11



#32




#26



#18



#06



#15